
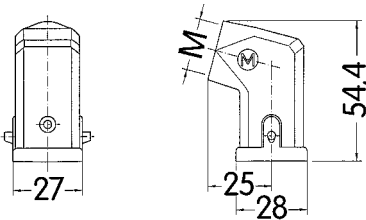

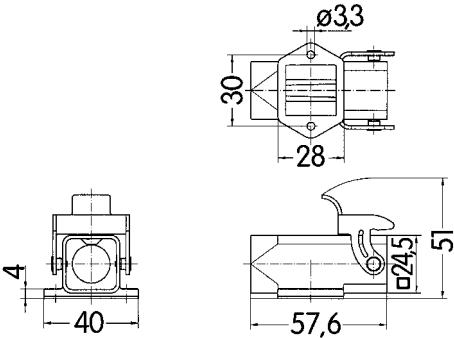

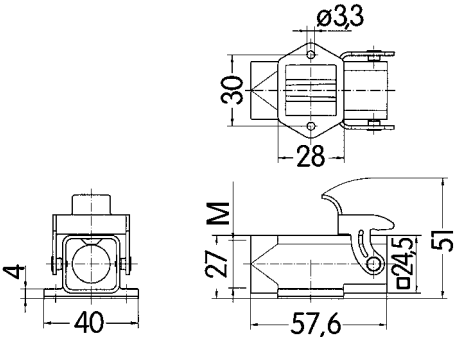

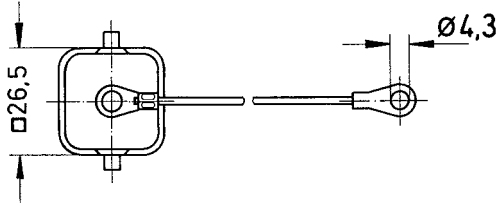

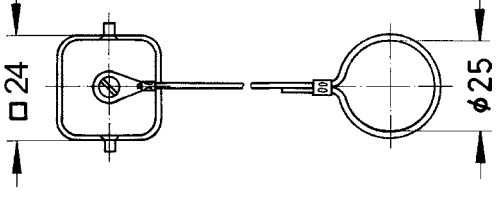


Identification	Part-Number	M	Drawing	Dimensions in mm
<p>Hood side entry with glued seal</p> 	<p>19 44 003 1640 19 44 003 1643</p>	<p>20 20</p>		
<p>Bulkhead mounted housing</p> 	<p>19 44 003 0801</p>	<p>—</p>	 <p>Panel cut out 22 x 22 mm</p>	
<p>Surface mounted housing side entry</p> 	<p>19 44 003 1250</p>	<p>20</p>		
<p>Cover for housings</p> 	<p>19 44 003 5426²⁾ 19 44 003 5425¹⁾</p>	<p>— —</p>		
<p>Cover for hoods</p> 	<p>19 44 003 5422²⁾ 19 44 003 5421¹⁾</p>	<p>— —</p>		<p>²⁾ for mounted female insert ¹⁾ or mounted male insert</p>




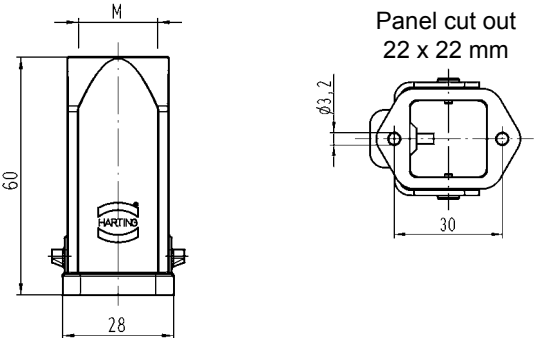

Stainless steel hoods and housings

Features

- Hoods and housings as well as locking elements out of stainless steel
- Resistant against aggressive detergents
- Fields of application
 - Food and beverage industry
 - Water and sewage industry
 - Pharmaceutical industry
 - Chemical industry
 - Offshore and shipbuilding
- Suitable for all standard inserts that fit into size Han® 3 A

Technical characteristics

Material	Stainless steel
Seal	NBR
Limiting temperatures	-40 °C ... +125 °C
Protection degree acc. to DIN EN 60 529 in locked position	IP 44 IP 65 / IP 67 with use of sealing screw 09 20 000 9918
Locking lever	Stainless steel

Identification	Part-Number	M	Drawing	Dimensions in mm
Hood top entry with glued seal 	19 44 003 1440 19 44 003 1443	20 20		Panel cut out 22 x 22 mm
Bulkhead mounted housing with 1 metal locking lever 	19 44 003 0301	-	