Features

- Shielding bus separate from housing potential
- Ideal for the transmission of sensitive signals (e.g. bus signals)
- Suitable for Gigabit Ethernet Cat. 7_A
- 10 Gbit/s up to 1000 MHz

Technical characteristics

Specifications	DIN EN 60664-1 DIN EN 61984

Inserts

Number of contacts	8
Insulation resistance	≥ 10^{10} Ω
Material	polycarbonate
Limiting temperatures	-40 °C ... +125 °C
Flammability acc. to UL 94	V 0
Mechanical working life	≥ 500 mating cycles

Gigabit contacts

Number of contacts	8 + shielding
Electrical data acc. to DIN EN 61984	**5 A 50 V 0.8 kV 3**
Rated current	5 A
Rated voltage	50 V
Rated impulse voltage	0.8 kV
Pollution degree	3
Material	
Insulator	polycarbonate
Outer conductor	zinc alloy
Contact resistance	≤ 4 mΩ
Limiting temperatures	-40 °C ... +85 °C
Flammability acc. to UL 94	V 0
Outer surface finish	nickel
Cable diameter	5 ... 12 mm

D-Sub crimp contacts

Crimp terminal	
mm²	0.08 ... 0.52 mm²
AWG	28 ... 20
Turned contacts	performance level 1

HARTING Electric GmbH & Co. KG | Wilhelm-Harting-Straße 1 | D-32339 Espelkamp
Tel.: +49 5772 47-97100 | Fax: +49 5772 47-495
www.HARTING.com | electric@HARTING.com

Han® Gigabit Module Cat. 7_A 50 V 5 A

Number of contacts

1 (8)



Identification	Part number Male insert (M)	Part number Female insert (F)	Drawings	Dimensions in mm
Han-Modular® Adapter module	09 14 001 3011	09 14 001 3111	M 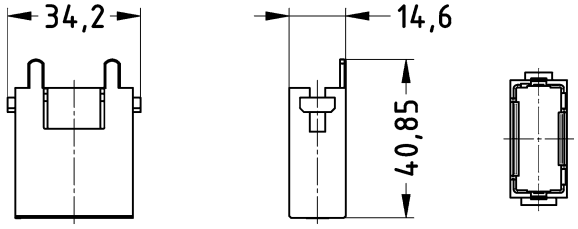 F 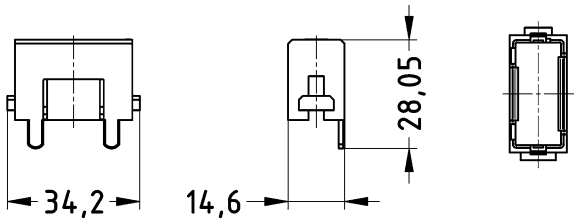	Contact arrangement View termination side

Identification	Wire gauge mm²	Part number Male contacts (M)	Part number Female contacts (F)	Drawings	Dimensions in mm
Han® Gigabit insert Cat. 7_A 8 + shielding crimp contacts order separately		09 14 008 3031	09 14 008 3131	M 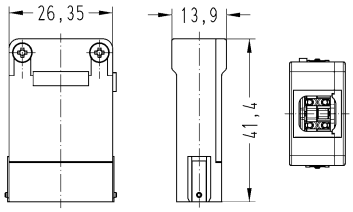 F 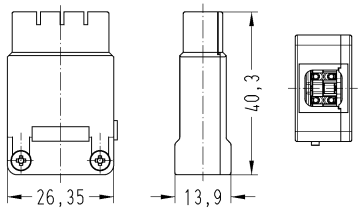	
Han® Gigabit insert Cat. 7_A with additional shield connection to the hinged frame		09 14 008 3032	09 14 008 3132		
D-Sub crimp contacts	0.13-0.33	09 93 000 5576	09 93 000 5476		

Wire gauge	ø	Stripping length of stranded wire
0.13 - 0.33 mm²	AWG 26-22	5 mm
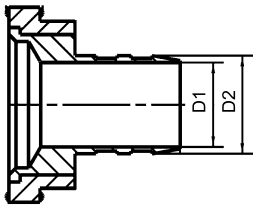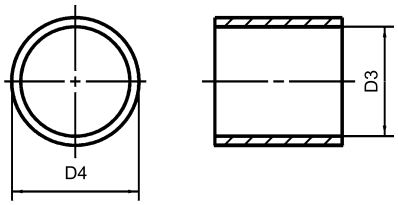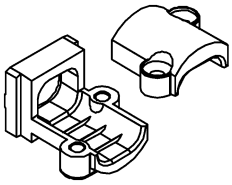
Identification		Part number	Drawings	Dimensions in mm
Crimp flange				
D1	D2			
3.0	4.0	61 03 000 0062		
3.5	4.5	61 03 000 0063		
4.0	5.0	61 03 000 0064		
4.5	5.5	61 03 000 0065		
5.0	6.0	61 03 000 0066		
5.5	6.5	61 03 000 0166		
6.0	7.0	61 03 000 0067		
6.5	7.5	61 03 000 0068		
7.0	8.0	61 03 000 0069		
7.5	8.5	61 03 000 0070		
8.0	9.0	61 03 000 0071		
8.5	9.5	61 03 000 0165		
9.0	10.0	61 03 000 0072		
Crimp ferrule				
D3	D4			
5.0	6.0	61 03 000 0045		
5.5	6.5	61 03 000 0046		
6.0	7.0	61 03 000 0047		
6.5	7.5	61 03 000 0048		
7.0	8.0	61 03 000 0049		
7.5	8.5	61 03 000 0050		
8.0	9.0	61 03 000 0051		
8.5	9.5	61 03 000 0052		
9.0	10.0	61 03 000 0053		
9.5	10.5	61 03 000 0054		
10.0	11.0	61 03 000 0055		
10.5	11.5	61 03 000 0056		
11.0	12.0	61 03 000 0057		
11.5	12.5	61 03 000 0058		
12.0	13.0	61 03 000 0142		
12.5	13.5	61 03 000 0059		
13.0	14.0	61 03 000 0127		
Cable clamp				
cable diameter approx. 5 ... 7 mm		61 03 000 0141		
cable diameter approx. ca. 7 ... 10 mm		61 03 000 0044		
cable diameter approx. ca. 10 ... 12 mm		61 03 000 0143